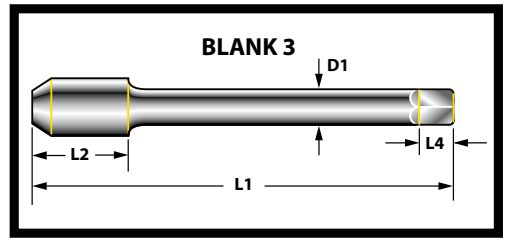
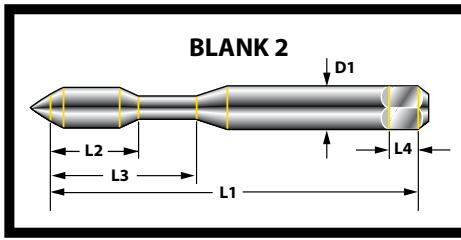
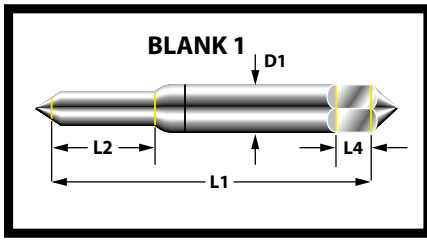


ANSI CNC TAP BLANK DIMENSIONS



DIMENSIONS ARE FROM TABLE 302 of MCTI TAP STANDARDS

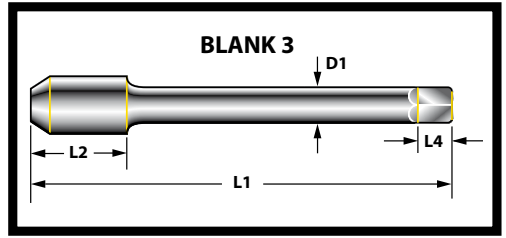
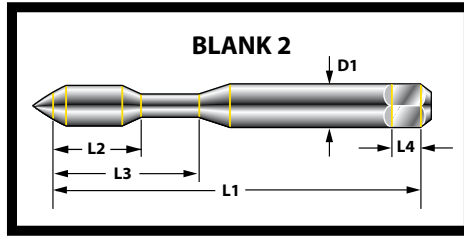
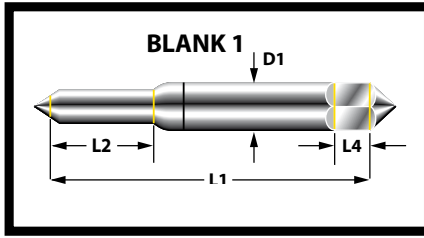
AMERICAN SIZE	METRIC SIZE	BLANK	LENGTH			SHANK D1 (in.)	SQUARE	
			L1 (in.)	L2 (in.)	L3 (in.)		(in.)	L4 (in.)
000	M.7, M.8	1	1-5/8	.190	-	.141	.110	3/16
00	M.9 -M1.2	1	1-5/8	.250	-	.141	.110	3/16
0	M1.4, M1.7	1	1-5/8	.312	-	.141	.110	3/16
1	-	1	1-11/16	.375	-	.141	.110	3/16
2	M2.0	1	1-3/4	.438	-	.141	.110	3/16
3	M2.5	1	1-13/16	.500	-	.141	.110	3/16
4	-	1	1-7/8	.563	-	.141	.110	3/16
5	M3.0	1	1-15/16	.626	-	.141	.110	3/16
6	M3.5	2	2	.450	11/16	.141	.110	3/16
8	M4.0	2	2-1/8	.470	3/4	.168	.131	1/4
10	M5.0	2	2-3/8	.600	7/8	.194	.152	1/4
12	-	2	2-3/8	.620	15/16	.220	.165	9/32
1/4	M6.0	2	2-1/2	.790	1	.255	.191	5/16
5/16	M8.0	2	2-23/32	.880	1-1/8	.318	.238	3/8
3/8	M10	2	2-15/16	.950	1-1/4	.381	.286	7/16
7/16	M11	3	3-5/32	.950	-	.323	.242	13/32
1/2	M12	3	3-3/8	1	-	.367	.275	7/16
9/16	M14	3	3-19/32	1	-	.429	.322	1/2
5/8	M16	3	3-13/16	1	-	.480	.360	9/16
11/16	M18	3	4-1/32	1	-	.542	.406	5/8
3/4	-	3	4-1/4	1	-	.590	.442	11/16
13/16	M20	3	4-15/32	1	-	.652	.489	11/16
7/8	M22	3	4-11/16	1	-	.697	.523	3/4
15/16	M24	3	4-29/32	1	-	.760	.570	3/4
1	-	3	5-1/8	1	-	.800	.600	13/16

STANDARD PIPE TAP BLANK DIMENSIONS

DIMENSIONS ARE FROM TABLE 311 OF MCTI TAP STANDARDS

SIZE	BLANK	LENGTH		SHANK D1 (in.)	SQUARE	
		L1 (in.)	L2 (in.)		(in.)	L4 (in.)
1/16	1	2-1/8	.687	.3125	.234	3/8
1/8	3	2-1/8	.750	.3125	.234	3/8
1/8	1	2-1/8	.750	.4375	.328	3/8
1/4	1	2-7/16	1.062	.5625	.421	7/16
3/8	1	2-9/16	1.062	.7000	.531	1/2
1/2	3	3-1/8	1.375	.6875	.515	5/8
3/4	3	3-1/4	1.375	.9063	.679	11/16
1	3	3-3/4	1.750	1.1250	.843	13/16

DIN AND JIS TAP BLANK DIMENSIONS



DIN DIMENSIONS

METRIC SIZE	DIN STYLE	BLANK	LENGTH			SHANK D1 (mm)	SQUARE	
			L1 (mm)	L2 (mm)	L3 (mm)		(mm)	L4 (mm)
M1.6, M1.7	371	1	40	8	-	2.5	2.1	5
M2.0	371	1	45	8	-	2.8	2.1	5
M2.2	371	1	45	9	-	2.8	2.1	5
M2.5	371	1	50	9	-	2.8	2.1	5
M3.0	371	2	56	10	18	3.5	2.7	6
M3.5	371	2	56	10	18	4	3	6
M4.0	371	2	63	12	21	4.5	3.4	6
M5.0	371	2	70	14	25	6	4.9	8
M6.0	371	2	80	16	30	6	4.9	8
M8.0	371	2	90	18	35	8	6.2	9
M10	371	2	100	20	39	10	8	11
M12	371	2	110	22	40	12	9	12
M12	376	3	110	27	-	9	7	10
M14	376	3	110	22	-	11	9	12
M16	376	3	110	22	-	12	9	12
M18	376	3	125	25	-	14	11	14
M20	376	3	140	27	-	16	12	15
M22	376	3	140	27	-	18	14.5	17
M24	376	3	160	27	-	18	14.5	17

JIS DIMENSIONS

AMERICAN SIZE	METRIC SIZE	BLANK	LENGTH		SHANK D1 (mm)	SQUARE	
			L1 (mm)	L2 (mm)		(mm)	L4 (mm)
0	M1.6, M1.7	1	36	8	3	2.5	5
1	M2.0	1	40	9	3	2.5	5
2	M2.2	1	42	10	3	2.5	5
4	M2.5	1	44	11	3	2.5	5
-	M3.0	1	46	18	4	3.2	6
6	M3.5	1	48	18	4	3.2	6
8	M4.0	1	52	20	5	4	7
10	M5.0	1	60	22	5.5	4.5	7
1/4	M6.0	1	62	24	6	4.5	7
5/16	M8.0	3	70	20	6.2	5	8
-	M10	3	75	22	7	5.5	8
-	M12	3	82	30	8.5	6.5	9